
















# Guardian Handbook

About Camp Tamarack.....	5
Our Mission .....	7
Our Values .....	7
Packing List (Overnight).....	8
Optional Items to Send to Camp.....	8
<b>Day Camp .....</b>	<b>9</b>
Packing for Day Camp .....	9
<b>Try It Day Camp – Optional Overnight.....</b>	<b>10</b>
<b>Teddy Bear Picnic – Primary Day Camp .....</b>	<b>10</b>
<b>Arriving at Sleepaway Camp .....</b>	<b>11</b>
<b>Stop 1 – Official Drop-Off (Front Gate Table).....</b>	<b>11</b>
<b>Stop 2 – Medical Check-In (Rotary House) .....</b>	<b>11</b>
<b>Stop 3 – Cabin Visit.....</b>	<b>11</b>
<b>Stop 4 – Mail &amp; Tuck Shop .....</b>	<b>12</b>
<b>Departing from Sleepaway Camp .....</b>	<b>12</b>
<b>Stop 1 – Official Sign-Out (Front Gate Table) .....</b>	<b>12</b>
<b>Stop 2 – Medical Check-Out (Rotary House) .....</b>	<b>12</b>
<b>Stop 3 – Cabin Check-Out.....</b>	<b>12</b>
<b>Stop 5 – Tuck Shop .....</b>	<b>13</b>
<b>Time to Head Home! .....</b>	<b>13</b>
<b>Homellessness .....</b>	<b>14</b>
<b>The Camp Program.....</b>	<b>15</b>
Daily Schedule .....	15
<b>Arrival Day (Typically Sunday) .....</b>	<b>15</b>
<b>A Typical Camp Day .....</b>	<b>16</b>
<b>Departure Day (Final Day of Camp) .....</b>	<b>16</b>
<b>Food &amp; Accommodations.....</b>	<b>17</b>
<b>Meals &amp; Nutrition.....</b>	<b>17</b>
<b>For Picky Eaters .....</b>	<b>17</b>
We understand that some campers have <b>specific food preferences</b> . At each meal, we:.....	17
<b>Dietary Accommodations.....</b>	<b>17</b>
<b>Camp Activities.....</b>	<b>18</b>
Off-Site Programming .....	18

Wild-Ventures Camp - Campout  	19
Cabin Chat  	19
<b>Tuck Shop</b>  	19
Tuck Balance Refund	20
<b>Health Care</b> 	20
Medication Policy	20
Lice Policy	20
Illness Policy 	21
COVID-19 Protocol 	21
Accidents, Illness & Emergencies 	21
<b>Behavior Expectations &amp; Support</b> 	21
Our #1 Policy: RESPECT	21
Behavior Support Process	22
Campers with Additional Behavioral Needs	22
<b>Keeping in Touch</b>	23
Mail & Email	23
Photos & Updates 	23
Phone Calls Home 	24
Visiting Camp 	24
<b>Directions &amp; Additional Policies</b>	25
Getting to Camp	25
<b>From North of Grande Prairie (via Hwy 40)</b>	25
<b>From Grande Prairie (via Hwy 40 South)</b>	25
<b>From Grande Prairie (via Resources Road)</b>	25
Additional Paperwork and Information 	26
Refund Policy	26
<b>Cancellation Policy</b>	26
<b>Non-Refundable Circumstances</b>	26
<b>Program Cancellations by Camp Tamarack</b>	26

# Welcome to Camp Tamarack!

Thank you for choosing **Camp Tamarack** for your camper's summer adventure! We are excited to welcome your family and provide an experience full of fun, learning, and personal growth. This handbook is designed to **help you prepare** for camp by covering important policies, packing lists, schedules, and ways to stay connected.

As a parent or guardian, you know your child best, and we value your partnership in making their experience a success. If you have any questions or concerns, please don't hesitate to reach out to us at [office@camptamarack.ca](mailto:office@camptamarack.ca) or **(780) 538-4694**.

Stay connected with us throughout the summer by following **@camptamarackgp** on Facebook and Instagram. We can't wait to see you on check-in day!



# About Camp Tamarack

## A Proud Beginning

Camp Tamarack's journey began in 1978 as an idea and saw its first programs offered in 1985, specifically designed for people living with disabilities in a wilderness setting. These early programs laid the foundation of our mission and continue to guide our growth. In 1985, the Camp Tamarack Association was formed, and the Shrine Club of Grande Prairie entrusted the camp's operations to this new leadership. With fresh energy, the board of directors expanded the camp's land and transformed it into a full sleepaway camp open to all. Today, we're proud to offer a variety of programs, from day camps to overnight options, designed to keep each camper engaged and excited.

## Staffing

Our dedicated staff undergo a rigorous selection process, ensuring they align with our core values and commitment to youth development. It is this group of passionate individuals who create the amazing moments and lasting memories for each camper. We are proud of our outstanding staff who provide leadership, care, and innovative programs for our campers. Each year, we welcome international staff to enrich the camp experience by bringing diverse perspectives. With a 1:4 staff-to-camper ratio, we ensure that each camper receives personalized attention and is cared for 24 hours a day throughout their time at Camp Tamarack.

## Accreditation

Camp Tamarack is an accredited member of the Alberta Camping Association, meeting and exceeding the highest standards in health, safety, staff selection, and facility maintenance. This accreditation ensures that your child is in a safe, well-managed environment where they can thrive and experience the best of camp life.



PROUDLY SPONSORED BY



New Horizon



## Our Mission

Camp Tamarack provides an inclusive, barrier-free outdoor experience through fun-filled, innovative programs in a safe environment. We offer a peer-supported space where individuals of all ages and abilities can develop personally and socially, discover their potential, and enhance their quality of life.

## Our Values

- **Community:** We believe in building meaningful, lasting relationships that help campers feel connected and respected. Through community, we foster a sense of belonging, where every individual has the opportunity to contribute and lead.
- **Belonging:** Every camper at Tamarack has the chance to be part of a group, build strong peer relationships, and develop leadership skills that last beyond camp.
- **Adventure:** We encourage campers to strive for their best and explore new experiences, creating a spirit of adventure and personal growth through fun, challenging activities.
- **Inclusion:** Inclusion means ensuring that every camper is valued and part of the group. Our intentional programming promotes unity and belonging from the moment campers arrive.
- **Empowerment:** We believe in empowering campers to be their best selves, building confidence, and inspiring others with the strength of our community and leadership.
- **Nature:** we focus on encouraging campers to be environmental stewards.

At Camp Tamarack, we live these values every day, shaping our programs and creating an environment where every camper can thrive.



## Clothing & Packing Guidelines

- Campers should dress comfortably in clothes they would wear for play at home.
- Pack old, comfortable clothing that can get dirty or stained—no need to buy new clothes!
- Ensure all items are labeled with your camper’s name (clothes, boots, hats, flashlight, toothbrush, etc.) to avoid mix-ups.
- For hikes & All Camp Games: **Pants are necessary** for comfort and safety.
- For activities like the Climbing Tower & Giant Swing: **Shorts should be at least mid-length** for maximum comfort when harnessed.
- Pack comfortable shoes and weather-appropriate layers to be prepared for all activities.
- Let’s work together to ensure your camper has a positive, respectful, and adventure-filled experience!

### Packing List (Overnight)

- Sleeping Bag & Pillow
- 2 pairs pajamas
- 2 – 3 pairs of pants
- 4 pairs of shorts
- 3 sweatshirts/sweaters
- 5 T-shirts/tops
- 8 sets of underwear
- 8 pairs of socks
- 1 bathing suit
- Raincoat & rubber boots
- Warm coat or fleece
- Running Shoes or Hikers (Closed Toes and closed heel)
- Shower Shoes (Flip Flops)
- 2 towels / 1 face cloth
- Soap & Shampoo
- Comb/ Brush
- Hair accessories (if required)
- Toothbrush & paste
- Deodorant
- Sanitary pads or Tampons (if required)
- Hat
- Sunscreen
- Insect repellent
- Medication (prescription)

### Optional Items to Send to Camp

- Flashlight (with extra batteries)
- Tuck Money
- Medication (OTC)
- Sunglasses
- A good book
- Journal and a pencils

⊘ **Do Not Bring:** Electronics, valuables, personal food/snacks, weapons, or anything inappropriate for camp life.



**Please note:** Camp Tamarack is not responsible for any items that are damaged, lost, or stolen during your camper's time at camp.

## Day Camp

### Packing for Day Camp

Each day a camper should arrive wearing closed toe closed heel shoes camp with a backpack full of:

- Change of clothing
- Jacket or sweater
- Swimsuit and Towel
- Sunscreen and Bug Spray
- Water Bottle and Hat

### Daily Drop-Off

For day camp programs,

- **Try It Day Camp:**
  - Monday – Thursday: 8:30 am – 9:00 am
  - Friday: 8 am – 8:30 am
- **Primary Day Camp:**
  - Tuesday – Friday: 8:30 – 9 am
- **8:8 programs**
  - Sunday drop off 3:30 – 4:00 pm
  - Monday – Friday drop off 8 am

\*If you registered for the early morning option, drop-off starts at **7:30 am**, with **breakfast served at 8:00 am**.

Upon arrival, sign in by the tuck shop. We will conduct a quick lice check, and then staff will take your camper to their group.

### Daily Pick-Up

At pick-up, please meet a Leadership Staff member on the basketball court. They will verify your **photo ID** against our approved pick-up list. Once confirmed, you can sign out your child. A radio call will notify the group of your arrival, and a Camp Leader will escort your child to meet you.

- **Try It Day Camp:**
  - Monday – Wednesday: **4:30 pm – 5:15 pm**
  - Thursday: **8:00 pm – 8:30 pm** (unless staying overnight)
- **Primary Day Camp:**
  - Tuesday – Thursday: **4:30 pm – 5:15 pm**
- **Last Day (Friday) Pick-Up:**

- Pick-up is between **3:45 pm – 4:30 pm**.
- **8:8 programs (times will be confirmed based on week your camper is attending)**
  - Sunday 9 pm
  - Monday – Thursday 8 -8:30 pm
  - Friday: 11:30 – 12:15 pm

### Try It Day Camp – Optional Overnight

On Thursday evening, campers in **Try It Day Camp** will have the exciting option to experience a "mini overnight" camp. For those not staying overnight, pick-up will be Thursday evening.

All campers are invited to join us for a **Pancake Breakfast** on Friday morning at **8:30 am**—a perfect way to start the day before we continue the fun!



### Teddy Bear Picnic – Primary Day Camp

On Thursday, campers in **Primary Day Camp** will participate in our **Teddy Bear Picnic** event. We encourage campers to dress according to the theme and bring their favorite stuffed animal or bear to camp. Watch your email for more details!



# Arriving at Sleepaway Camp

Arriving at camp can feel exciting and maybe a little daunting, but we're here to make the process as smooth and welcoming as possible! On the first day of your camper's session—typically a **Sunday**, unless otherwise noted—drop-off is scheduled between **3:30 and 4:00 pm**.

(primary camp, drop off will be Tuesday Morning)

To ensure a smooth check-in, families will go through **four quick stations** where our staff will double-check important details and help your camper settle in.

## Stop 1 – Official Drop-Off (Front Gate Table)

At this station, we will:

- Confirm your **contact and emergency contact details**
- Ask if there are **any last-minute updates** we should know
- **Sign your camper in** for their stay

## Stop 2 – Medical Check-In (Rotary House)

If your camper has **any prescription or over-the-counter medications** or **health concerns**, you'll stop here to meet the **Camp Medic**.

At this station, we will:

- Collect and review **all medications** (must be in bubble packs)
- Discuss any **health updates or recent concerns**
- Confirm **over-the-counter medication permissions**

Please be open and honest with our Medic so we can provide the best care and support for your camper throughout the week.

## Stop 3 – Cabin Visit

Time to meet your camper's **Camp Leaders**! They will:

- Complete a **quick lice check**
- Answer any last-minute questions and get to know your camper
- Help your camper **find their labeled bed** and settle in

Once your camper is comfortable, it's time to say your "**Goodbye**" or "**See Ya Later!**". We kindly ask that parents depart by **4:00 pm** so we can smoothly transition into our camp programming and begin building our camp community.

## Stop 4 – Mail & Tuck Shop

On your way out, you'll have the opportunity to:

- ✉ Drop off **labeled & dated mail** for your camper
- 💰 Leave **Tuck Shop money** (in a labeled ziploc bag or envelope with your camper's name and amount) or confirm that you've sent an **e-transfer** prior to the camp start date ([info@camptamarack.ca](mailto:info@camptamarack.ca) state child's name, camp attending and amount in the notes)

# Departing from Sleepaway Camp

## Photo id is required for pick-up

The departure process follows a similar structure to drop-off, ensuring a smooth and organized check-out. Upon arrival, you'll receive a **sign-out slip** that requires **three signatures**—one from **Stop 1, Stop 2, and Stop 3**—to confirm that all steps have been completed.

Before leaving camp, you will turn in this sign-out slip at the driveway, where a staff member will **double-check that you have the correct camper(s) with you.**

## Stop 1 – Official Sign-Out (Front Gate Table)

At this station, we will:

- **Verify your photo ID** and match it to the approved pick-up list in your camper's file
- **Sign out your camper**

## Stop 2 – Medical Check-Out (Rotary House)

All guardians must stop by the **Medical Room**, where the **Camp Medic** will:

- Return any **remaining medication**
- Provide updates on any **first aid incidents or medical visits** during camp

## Stop 3 – Cabin Check-Out

Head back to your camper's cabin to:

- **Gather their belongings** – Please take a moment to double-check their bags and **look under bunks** to ensure nothing is left behind
- **Chat with your camper’s Camp Leader**

### **Stop 4 – Lost & Found**

Before leaving, check the **Lost & Found table** for any misplaced items. **Any unclaimed items will be held until the end of summer and then donated.**

### **Stop 5 – Tuck Shop**

If your camper had **remaining Tuck Shop money**, stop by to:

- Pick up their **remaining balance and receipt**

### **Time to Head Home!**

Once all check-out steps are complete, turn in your **signed check-out slip** at the driveway. A staff member will confirm that you have the right camper(s), and then you’re all set to head home!

Thank you for being part of Camp Tamarack—we hope to see your camper again next summer!






## Homelooneliness

It's completely normal for campers to miss home. In most cases, these feelings **fade quickly** as they become engaged in camp activities.

If your camper struggles to adjust, our **Leadership Team will reach out** to learn more about their home routine and discuss strategies to help them succeed. **Rest assured—your child is safe and supported!** There is no need to rush to camp to pick them up.

Our process typically includes:

-  **Encouraging campers with photos or letters from home**
-  **Checking in with parents the following day**
-  **Keeping campers engaged in fun, age-appropriate activities**

Before camp, **talk to your camper about home loneliness and reassure them that they are strong, capable, and ready for this adventure!** Let them know how proud you are of them and remind them of all the fun they'll have.

With a little preparation, your camper will be set up for an incredible, confidence-boosting experience at Camp Tamarack. We can't wait to welcome them!

**Good-Byes** can be tough but keeping them **short and positive** makes the transition smoother for you, your camper, and their Camp Leader. The sooner campers can jump into camp life, the easier it will be for them to adjust and start having fun!

Let your camper **unpack their own belongings and make their own bed**—this is an important step in building confidence and independence. Many parents feel guilty about leaving quickly, but in our experience, **brief and upbeat good-byes** help campers settle in faster.

If you have any last-minute questions, our staff are happy to help! However, we encourage parents to **gently encourage campers to join their group** and start engaging in activities.

 **Use positive, reassuring messages like:**

- *"You're going to have such a great time!"*
- *"What a great opportunity to meet new friends!"*

 **Avoid saying things like:**

- *"I'll come pick you up if it doesn't go well."*

Instead, **show confidence in them** and their ability to have a great experience!




## Birthdays at Camp

Birthdays are **special at Camp Tamarack**, and we love celebrating them! We do our best to be aware of important dates, but we **recommend confirming** your camper's birthday with us at drop-off.

We also want to **respect your camper's comfort level** when it comes to celebrating. Please let us know:

 **Would they enjoy a full camp sing-along and a birthday cake?**

 **Would they prefer a quieter, more private acknowledgment?**


We are happy to accommodate whatever makes your camper's birthday feel **special and comfortable**.

## The Camp Program

At Camp Tamarack, we believe a **well-rounded camp experience** includes a mix of **educational, social, and recreational** activities. We also recognize the importance of **camper choice**, allowing them to explore their interests, build independence, and grow in confidence.

Our goal is to offer **fun, creative, and safe** programs that meet the guidelines and standards of the **Alberta Camping Association**.

## Daily Schedule

 *Please note:* The schedule is a guide—sometimes, we adjust activities or times based on group needs, weather, or special events.

### Arrival Day (Typically Sunday)

After parents depart, campers will:

**Rotate Through Fun Activities**

- **Group Development Activities** – Team-building games to help campers get to know one another.
- **Colour Group Expectations** – Campers work together to set expectations for their group, with guidance from Camp Leaders.

**Enjoy the First Camp Meal** – A chance to settle in and start making friends!

## ☑ Tie Dye, Opening Campfire & Ceremonies

- **Tie-Dye** – Each camper receives a **white Camp Tamarack t-shirt** and creates their own tie-dye design.
- Campers will **meet the staff, learn about camp traditions, and share their experiences.**
- We introduce **Camp Tamarack’s values** and what to expect for the week.

## ☑ End the Day with Reflection & Cabin Time

- Evening **snack**
- **Cabin chat** to discuss the day and the week ahead

## A Typical Camp Day

### ☀ Morning:

- **7:40 am** – Wake up (with music playing throughout camp!)
- **8:10 am** – **Morning Circle** (daily announcements & a short activity)
- **8:30 am** – **Breakfast**
- **9:00 am** – Cabin clean-up & group chores (rotates daily)
- **9:30 am - 11:45 am** – Morning **activity rotations** (some pre-set, some camper choice)
- **11:45 am - 12:30 pm** – **Team Choice Time** (free play)
- **12:30 pm** – **Lunch**

### 🌿 Afternoon:

- **1:15 pm - 2:15 pm** – **Hi/Med/Low Energy Activity Time**
  - Options may include:
    - **Quiet activities** – Card games, puzzles, coloring, reading, or rest
    - **Active play** – Games or outdoor activities for campers with extra energy
- **2:00 pm - 5:30 pm** – Option or specialized camp program sessions
- **5:30 pm** – **Dinner**

### 🌙 Evening:


- **6:30 pm - 7:30 pm** – **Optional activity period**
- **7:30 pm - 8:30 pm** – **All Camp Experience (ACE)**
- **8:30 pm** – Evening **snack, cabin chat, & cabin time**
  - *Campers are encouraged to shower at least twice per week (or more if needed!)*


## Departure Day (Final Day of Camp)

The last morning follows a **normal camp routine** (wake-up, Morning Circle, breakfast).




After breakfast:

 **Colour Group Photo** – Campers gather for one final group picture with their Colour Group to capture memories of their time at camp.

 **Final Large Group Game or Talent Show** – Depending on the camp program, campers will either participate in a **fun, high-energy group game** or showcase their talents in a **Stage & Studio Talent Show**.

Following these activities:

 **Arts & crafts projects are returned**

 **Cabin clean-up & packing** – Campers **double-check their belongings** before placing outside the cabin for pick-up. Any **extras go to Lost & Found**.

## Food & Accommodations

### Meals & Nutrition

At Camp Tamarack, we serve **delicious, well-balanced meals** designed to keep campers **energized and satisfied**.

#### What's on the menu?

- **Camper-friendly favorites** with fresh **fruits & vegetables**
- **Salad bar** (available at lunch & dinner)
- **Cereal & fruit bar** (available at breakfast)

We **prepare meals in a healthy way**, minimizing added fats, sugars, and sodium while ensuring **plenty of options for all tastes**.




### For Picky Eaters

We understand that some campers have **specific food preferences**. At each meal, we:

- Offer **multiple options** (e.g., pasta with or without sauce, plain veggies, etc.)
- Ensure **no camper goes hungry**—our staff **encourage campers to try new things**, but they will always find something to eat!
- Monitor campers **to ensure they stay hydrated and well-fed**.

### Dietary Accommodations








As an **inclusive facility**, we can accommodate dietary needs **if requested at registration**. Options include (but are not limited to):

-  **Vegetarian**
-  **Gluten-free / Celiac-safe**
-  **Lactose-free or Dairy-free**





 *Please be as specific as possible when filling out dietary requests during registration!*

## Camp Activities

### Creative Arts

-  Arts & crafts
-  Cooking & baking
-  Theatre & dance
-  Photography
-  Aerial silks
-  Music & singing
-  Tie-dye

### Adventure Course

-  Team building
-  Low ropes course
-  Giant swing
-  Climbing tower

### Water Activities







- Weekly **off-site swimming trips**  
(Beaverlodge, Eastlink)
- On-site **water games & cool-down breaks**

### Off-Site Programming

We are proud to partner with **local organizations** to offer even more **exciting activities!**

 **Nitehawk Year-Round Adventure Park** – Mountain biking & hiking

### Outdoor Adventure

-  Fire & shelter building
-  Orienteering
-  Hiking
-  Archery
-  Knot tying
-  Wilderness survival

### Group Games

- ◇ Gaga Ball
- ◇ Volleyball, basketball, soccer
- ◇ 9 Square
- ◇ Parachute & circle games

### Special Events & ACE (All Camp Experiences)



- Lip Sync Night, Scavenger Hunts, Camp Olympics, and more!

## Wild-Ventures Camp - Campout 🏕️ 🔥

Weather permitting, our wild venture campers can experience an **overnight adventure**.

- 🍳 **Campers prepare & cook their own snack over the fire**
- 🔥 **Small group campfire bonding**
- 🏕️ **Set up their own tents** – Learn the basics of tent setup and teamwork
- 📺 **Rejoin the full camp at Morning Circle the next day**

## Cabin Chat 🗣️ 👤

At the end of each day, campers gather in their cabin for **Cabin Chat**, a time for:

- 👉 **Reflection** – Discuss the day’s highlights and challenges
- 💬 **Group Conversations** – Led by Camp Leaders, covering topics like:
  - **Camp Tamarack’s core values**
  - **Making friends & teamwork**
  - **Handling challenges like bullying or homesickness**
- 🤝 **Building Connections** – A chance for **bonding and personal growth**



## Tuck Shop 🛒 📦

Campers will have the option to shop at our **Tuck Shop** once during their camp session. Items available include:

- 🍫 **Snacks** – Chocolate, dairy-free, and gluten-free options available
- 📦 **Camp Apparel** – T-shirts, hats, and lanyards, stuffies, crock charms
- 👜 **Bags & Small Souvenirs**
- 💰 **Payment Options:**

At pick-up, you'll receive a **Tuck Shop receipt** showing your camper's purchases.

## Tuck Balance Refund

At pick-up, you'll have the option to:

- Receive the remaining balance back **or**
- Donate it to the **Campership Fund** (helping campers who need financial assistance attend camp).

## Health Care

### Medication Policy

For safety reasons, **all medications** (except life-saving meds) are kept with our **Camp Medic**.

#### Life-Saving Medications (Epi-pens, Inhalers, etc.)

- Campers **must** always keep these with them.
- If you do not have a fanny pack, Camp will provide a **waist pack** to store them securely.

#### Prescription Medications


- Must be **bubble packed** by a pharmacist.
- Must include **name, dosage, and administration schedule**.
- Camp staff will **only administer medication** as directed by the prescribing physician.


#### Over-the-Counter Medications

- Camp stocks **common medications** (Tylenol, Benadryl, etc.).
- Parental **permission is required** to administer these (collected at drop-off).
- If your camper needs over-the-counter medication regularly, **please send it in bubble pack form**.
- **Parents will always be called** before any medication is given if permission was not granted at registration.

## Lice Policy

#### **All campers are checked for lice upon arrival. (Day and overnight campers)**

 If lice (or evidence of lice) is found, campers **must return home for treatment** before coming back to camp.

 Upon return, campers **must pass another lice check**, and **all belongings must be washed and dried on high heat**.

## Illness Policy

To protect all campers, please **keep your camper home** if they have had:

- **Fever, diarrhea, or vomiting** within **48 hours** before camp starts
- **Symptoms of a contagious illness**

If your camper develops **vomiting, diarrhea, or a high fever** at camp, they will be **sent home** and must be **symptom-free for 24 hours** before returning.

## COVID-19 Protocol

We take **COVID-19 precautions seriously** at camp.

If your camper **tests positive for COVID-19**, they **must stay home or return home for 5 days from the positive test date**.

If a camper **misses camp due to COVID**, a refund will be provided for the missed days.


For more information on our **full COVID-19 policy**, please email [info@camptamarack.ca](mailto:info@camptamarack.ca).

## Accidents, Illness & Emergencies

Our staff are **trained to monitor for injury or illness**.

If your camper **needs medical care**, we will:

 **Call you to discuss next steps**, whether it's a **doctor visit, hospital trip, or heading home to rest**.

 **Ensure any camper with contagious symptoms (vomiting, diarrhea, high fever) returns home for 24 hours**.

## Behavior Expectations & Support

Camp Tamarack is committed to **providing a safe, welcoming environment** for all campers.

### Our #1 Policy: RESPECT

Campers are expected to:

- ✓ Show **kindness and respect** to others
- ✓ Follow **camp expectations** (which they help set at the start of the week)

✓ Work **cooperatively** with their cabin group and leaders

Our staff receive **specialized training** to guide campers using **positive, age-appropriate strategies**.

## Behavior Support Process

- 1 **Clear expectations** are set by staff and campers together.
- 2 If a camper **struggles to follow expectations**, staff will provide **support and guidance**.
- 3 If challenges continue, **parents will be contacted** to create a **behavior support plan**.
- 4 If behavior does not improve and is **disrupting the camp experience for others**, the camper **may be sent home**.

### ⊖ Behaviors That May Result in Being Sent Home:

- **Creating dangerous situations** for themselves or others
- **Stealing or vandalism**
- **Physical violence or verbal abuse**
- **Body shaming**
- **Leaving camp property without permission**
- **Racial, religious, or LGBTQ+ intolerance**
- **Sexual activity or misconduct**
- **Alcohol, illegal drugs, vaping, or marijuana use**
- **Repeated behavior that negatively affects others**



If a camper is **sent home for behavior reasons, no refund will be issued**.

## Campers with Additional Behavioral Needs

While we strive to **support all campers**, our staff are **not trained** to manage:

- ⊖ **Severe emotional or behavioral concerns**
- ⊖ **Violent behaviors**
- ⊖ **Repeated violations of camp policies**

If you have **concerns about your camper's needs**, please contact our **Director** at [director@camptamargack.ca](mailto:director@camptamargack.ca) before camp begins. We are happy to **work with families to find the best fit for each camper**.

# Keeping in Touch

Campers **love receiving letters and postcards!** Staying in touch can be a great way to **encourage** your camper while they're away.

## Mail & Email

### ✉ Letters & Postcards

- **Write often, but keep it positive!** Avoid focusing on how much you miss them, pets, or home problems—this helps campers stay engaged in camp life.
- Mail is **delivered daily after lunch.**
- **Pre-write letters** and leave them with us at drop-off in a **labeled envelope** for scheduled delivery.

### ✉ Email

- You can email your camper at [program@camptamarack.ca](mailto:program@camptamarack.ca) (include their **name in the subject line**).
- Emails received **before noon** are delivered **the same day**; emails after noon are delivered **the next day**.

### 📄 Will My Camper Write Back?

- Some campers may write back, but **don't expect too many letters**—they're usually too busy having fun!
- If your camper writes an urgent letter, we may **scan and email it to you**, or you'll receive it at pick-up.

## Photos & Updates

We use **SmugMug** to **upload and share photos** of camp life with families.

### How It Works:

- The **first full day of camp**, we will send you an **email with the link & password** to access photos.
- Uploads begin at **9:00 pm** each night but may take until morning to fully load.
- **Photos are free to download!**

🚫 **Privacy Reminder:** Please **do not share photos of other children** on social media—only your own camper's photos.

## Phone Calls Home


We understand that **calling home** may be part of your **home loneliness plan**. If your camper **requests** to call home, they will be allowed to use the **camp landline or a staff member's phone**.

### How Calls Work:

- 1 A staff member will **call you first** to let you know your camper would like to talk.
- 2 Your camper will **speak with you** during a break in the schedule.
- 3 When the call is finished, the **staff member will check in with you again** to wrap up the conversation.

### Encouraging Independence

Our staff are trained to **support campers** in working through any challenges. Please **encourage your camper to talk to their Camp Leader** if they have concerns—this person is **there to help them!**

 **Please do not tell your camper they can call you anytime**—this can make it harder for us to support them in a **positive and successful** way.

### Checking In On Your Camper

- **You are welcome to email our office** to ask about your camper's experience!
- We typically **return parent emails between 9:00 and 10:00 pm**—
- **If we need your support**, we will call you about:
  - **Behavioral concerns**
  - **Home loneliness**
  - **Forgotten comfort items (like a favorite stuffed animal!)**

 **You know your child best, and we will work with you to ensure they have a fun and successful camp experience!**

## Visiting Camp

We kindly ask that **parents & guardians do not visit during the camp session**. Your camper will have a **better overall experience** when fully immersed in camp life with their peers and staff.




# Directions & Additional Policies

## Getting to Camp


### From North of Grande Prairie (via Hwy 40)

- 1 Head **south on Hwy 40** toward Grande Prairie.
- 2 Cross the **Wapiti River** and, at the top of the hill, **turn right** (follow the highway signage).
- 3 Make an **immediate left** onto **Range Road 62**, heading north.
- 4 Pass the **Camp Tamarack RV Park**, then drive another **500 meters**.
- 5 **Turn right** into our driveway and park in the **large accessible parking area**.

 **Missed the turn?** If you see a sign for “**A River Road Bed & Breakfast**,” you’ve gone too far! **Turn around** and drive **south on Range Road 62**—camp will now be on your **left**.


### From Grande Prairie (via Hwy 40 South)

- 1 Head **south on Hwy 40**, leaving Grande Prairie.
- 2 At the **traffic lights**, **turn left** onto **Road 668**.
- 3 Make the **very next right** onto **Range Road 62**.
- 4 Drive to the **end of the road**—our **driveway and sign** will be on the **left**.
- 5 Turn in and **park in the accessible area**.

 **Missed the turn?** If you see **KOA RV Park**, you’ve gone too far! **Turn around** and head **north on Range Road 62**—camp will now be on your **right**.

### From Grande Prairie (via Resources Road)

- 1 Head **south on Resources Road**.
- 2 At the **4-way lights** outside **Evergreen Park**, **turn right** onto **Road 668**.
- 3 Continue driving until you reach **Range Road 62** (last left turn) and **turn left**.
- 4 Drive **south on Range Road 62** until you see our **driveway and sign on the left**.
- 5 Turn in and **park in the accessible area**.

 **Missed the turn?** If you see **KOA RV Park**, you’ve gone too far! **Turn around** and head **north on Range Road 62**—camp will now be on your **right**.



## Additional Paperwork and Information

Certain camp programs require **additional forms and waivers**.

- Adult Camp** participants will also receive **additional documents and waivers** via email before their session.

 **Summer camp fees qualify as childcare expenses** for income tax purposes.

Receipts will be:

-  **Emailed automatically** for online registrations (or upon request).
-  **Paper copies available** at pick-up if requested.

## Refund Policy

### Cancellation Policy

We understand that plans can change. Below is our refund policy based on the timing of your cancellation request:

- Before June 1st** – Fully refundable, **minus** the greater of:
  - A **\$25 administrative fee**, OR **5% of the total camp fee**
- After June 1st & at least two weeks before camp start date** – **50% refundable**, **minus** the greater of:
  - A **\$25 administrative fee**, OR **5% of the total camp fee**
- Less than two weeks before camp start date** – **Non-refundable**

### Non-Refundable Circumstances

- No refunds will be issued if a camper is:
  - **Withdrawn from camp** at the request of the camper or their parent/guardian
  - **Expelled due to behavioral issues**

### Program Cancellations by Camp Tamarack

Camp Tamarack reserves the right to **cancel any program** if registration numbers do not meet the necessary threshold to cover operational costs.

✓ If an alternative date is **not** available, a **full refund will be issued**.

## **Medical & Emergency Exceptions**

✓ **Camp Tamarack is an accessible camp** – We can accommodate campers with **broken bones**. Unless your child is in **significant pain**, they can still have a **great camp experience** with the support of our **accessibility resources**.

✓ If cancellation is due to **medical reasons** (with a valid doctor's note) or a **family emergency**, families may receive:

- **A camp credit** for future programs.

✓ If a camper **gets sick while at camp** and is unable to return, the family will receive:

- **A camp credit for the remaining camp fees**, valid until **the end of the following summer camp season**.

We are **so excited** to welcome your camper to **Camp Tamarack!** If you have any questions, please contact us at [info@camptamarack.ca](mailto:info@camptamarack.ca) or **(780) 538-4694**.

 **See you at camp!** 

**Save the Date**  
Annual Fall Carnival October 5<sup>th</sup> 2025